

NO: 00.010

DATE: February 1, 2000

TO: Iowa GED Chief Examiners, Iowa ABE Coordinators, GEDTS

FROM: Division of Community Colleges and Workforce Preparation

SUBJECT: Twelfth Year Consortium Essay Scoring Progress Report
(January 1, 1999 – December 31, 1999)

INTRODUCTION

The purpose of this memorandum is to provide a brief progress report on the eleventh year operation of the Essay Regional Scoring Centers. Overall, the total effort has been a huge success representing a three-way cooperative relationship among: 1) General Educational Development Testing Service (GEDTS), 2) Regional Scoring Centers, 3) a unique configuration of eight (8) cooperating states.

ACCOMPLISHMENTS

The following list represents the eleventh year accomplishments for the consortium effort:

1. An integration of eight (8) states into the consortium, each of which has unique needs and different methods of GED test administration. A unique characteristic, of the consortium, is the ability to accommodate different administrative and logistical procedures for each state. The consortium has specialized in scoring for the “small volume” states (i.e. states with less than a total testing volume of 15,000 per year).
2. Reporting of essay scores back to the originating centers in a timely and efficient manner. The regional scoring centers’ main function is to score the essay portion of the writing skills test, according to procedures established by GEDTS, and report the results back to the originating centers. The average turn around time for sending essay score reports back to the originating centers, has been 5-7 working days after receipt of the essays at the scoring centers. The originating centers usually receive the essay score reports within 8-14 working days after sending the essays to the scoring centers.
3. Maximum cost effectiveness in scoring center operation. This strategy will continue to be an overall goal for the consortium effort.

4. Provide an updated regional scoring centers' yearly calendar of scoring dates. This calendar will be updated on a calendar year basis (January 1 – December 31 of any given year).
5. Implementation of new technologies for receiving and reporting of essay results. Two types of software have been developed for sending and receiving transmitted form information to and from the originating centers: 1) diskette storage, 2) use of telephone lines for modem transmission.

SUMMARY


There are several factors that have contributed to the success of the consortium effort. The most important ones are:

1. Effective pre-planning with state administrators, GEDTS, and the scoring centers. A total of one to two years were spent in the development, organizing, and strategizing the scoring center operation prior to implementation on February 1, 1988.
2. There is a commitment to quality and excellence.
3. There was a close working, collegial, relationship (both personally and professionally) among the state administrators, GEDTS and the scoring centers. This cooperative relationship was the key factor in the first year success of the consortium effort.
4. The flexibility to accommodate different administrative and logistical procedures in each state. It was possible to develop "individualized game plans" which best fit the administrative and logistical needs of each state.
5. There is a concept of "the extended GED family" relating to mutual trust, respect and confidence in the process of holistic essay scoring procedures.
6. There is an understanding of, and adherence to, scoring center guidelines and standard operating procedures (SOPs) by the originating centers, scoring centers and state administrators.

During the twelfth year, the centers scored a total of 31,611 essays representing a 4.2 percent increase over last year. The consortium has scored a total of 422,259 essays since its inception on February 1, 1988.

The charts and graphs depict the major trends. Please share this progress report with your local centers. If you have any comments or suggestions, please let me know.

Sincerely,

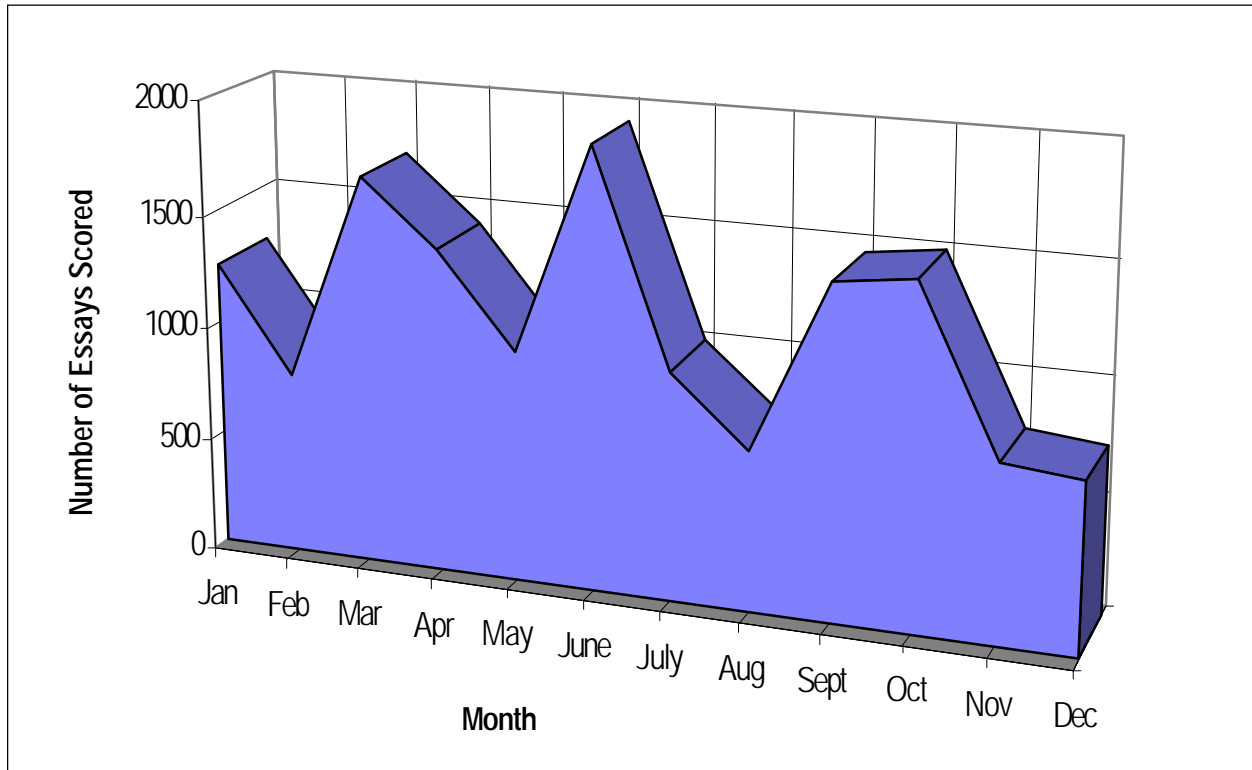


John Hartwig
Iowa GED State Administrator

JH/bse

Number of Essays Scored by Eastern Iowa Community College District

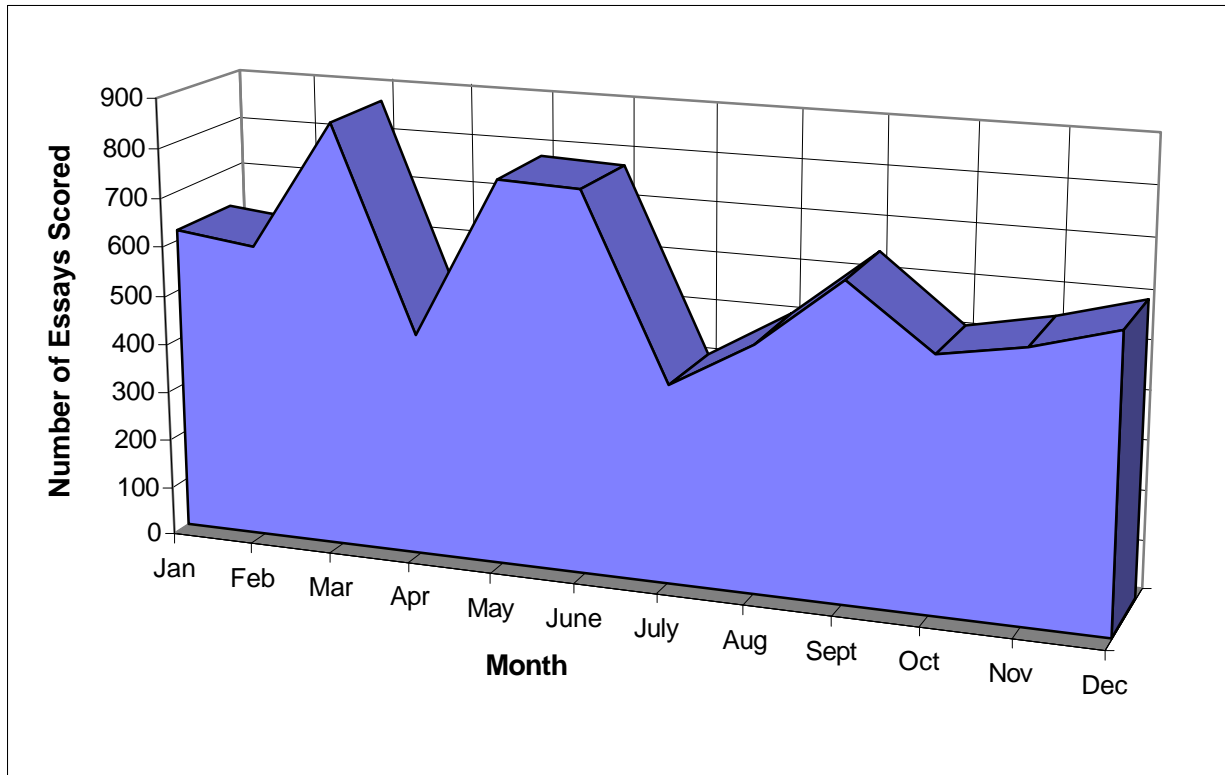
From January 1, 1999 - December 31, 1999



Month	No.	Percent	Month	No.	Percent
January	1,266	8.85	July	1,001	7.00
February	890	5.59	August	703	4.92
March	1,702	11.90	September	1,454	10.17
April	1,420	9.93	October	1,501	10.49
May	1,008	7.05	November	778	5.44
June	1,927	13.75	December	743	5.19
			TOTAL	14,303	100.00

Number of Essays Scored by Iowa Western Community College

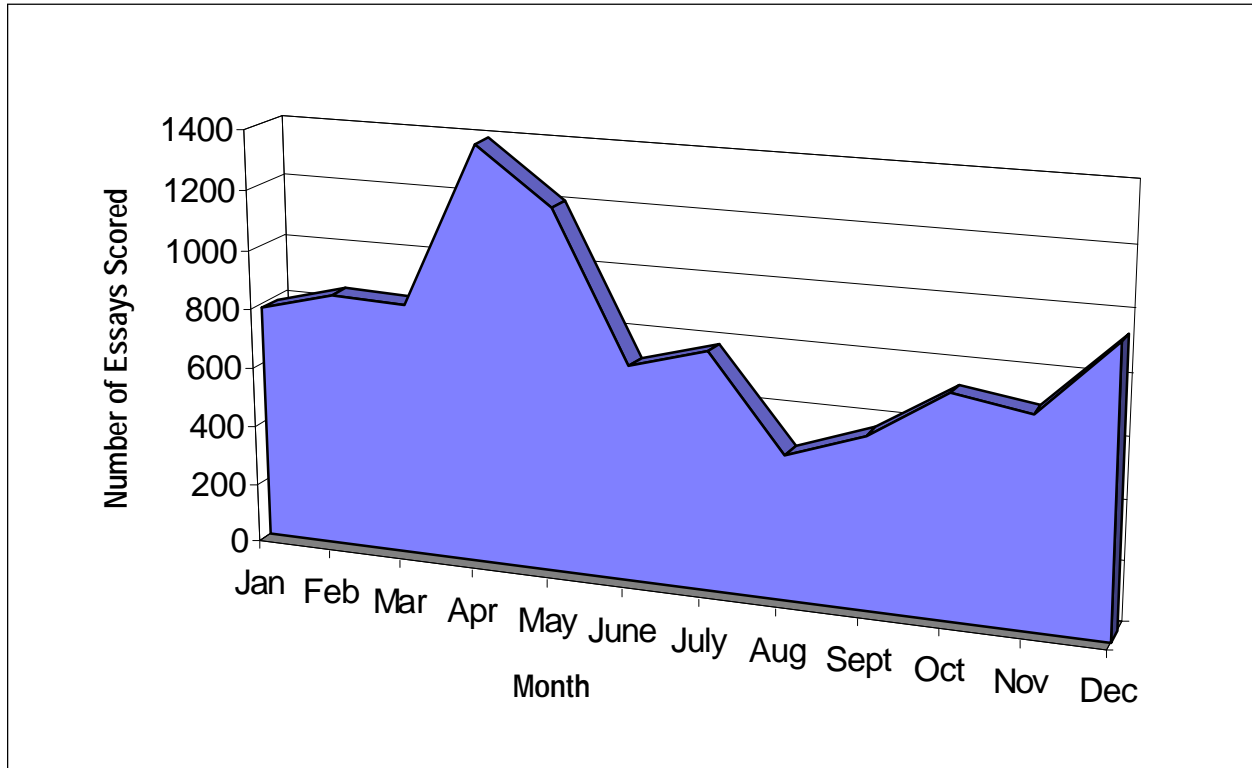
From January 1, 1999 - December 31, 1999



Month	No.	Percent	Month	No.	Percent
January	623	8.54	July	403	5.52
February	604	8.28	August	501	6.86
March	866	11.87	September	643	8.81
April	456	6.25	October	513	7.03
May	779	10.67	November	544	7.45
June	773	10.59	December	593	8.13
			TOTAL	7,298	100.00

Number of Essays Scored by Southeastern Community College

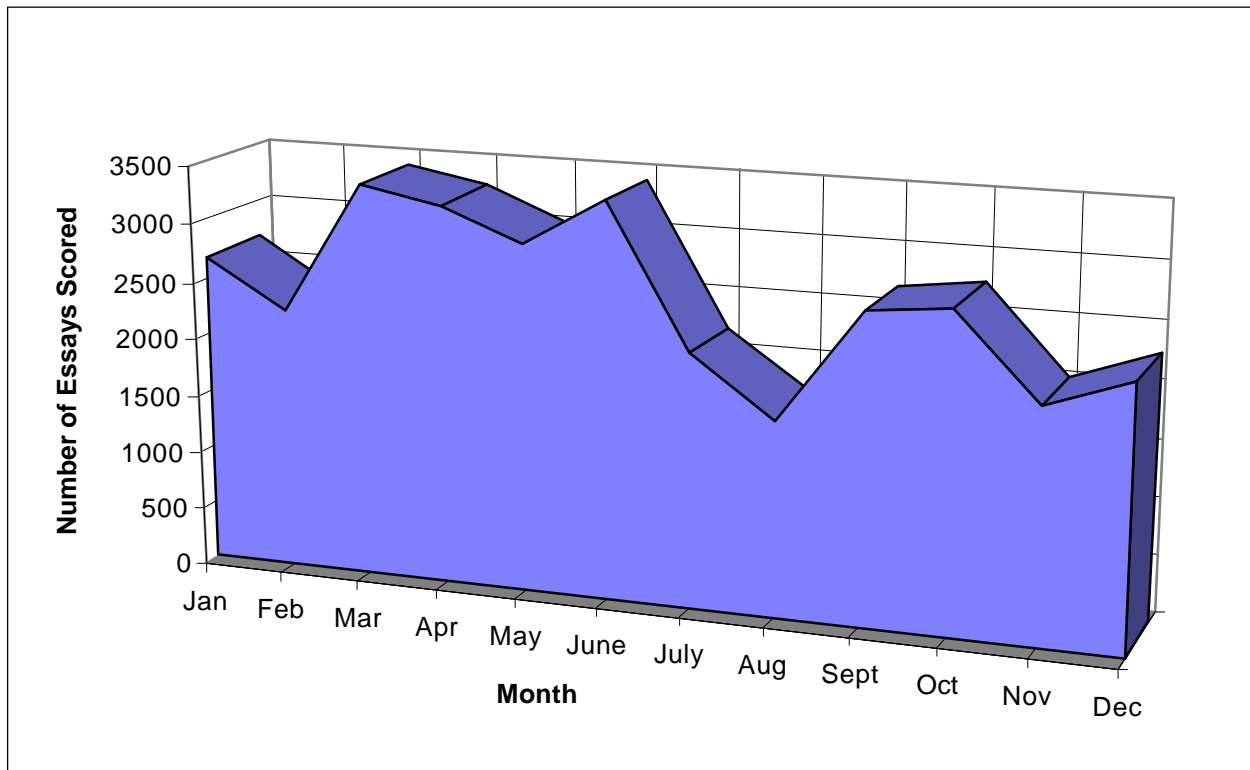
From January 1, 1999 - December 31, 1999



Month	No.	Percent	Month	No.	Percent
January	791	7.90	July	787	7.86
February	852	8.51	August	480	4.80
March	843	8.42	September	571	5.70
April	1,395	13.94	October	732	7.31
May	1,209	12.08	November	692	6.91
June	716	7.15	December	942	9.41
			TOTAL	10,010	100.00

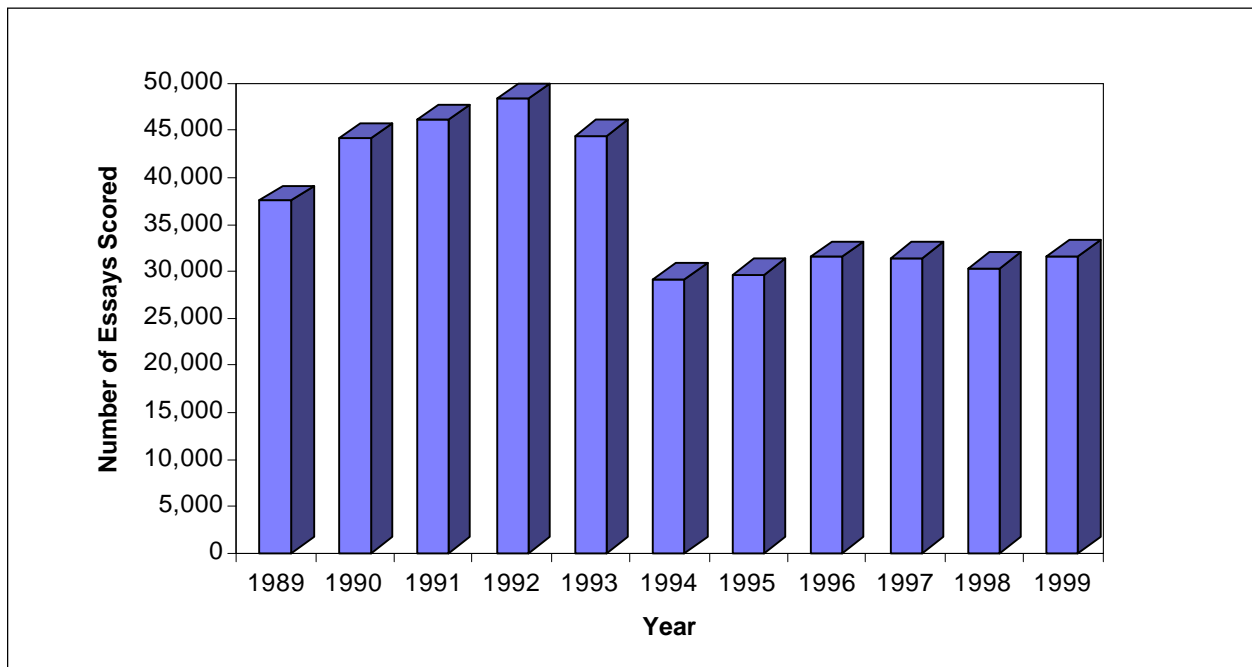
Composite Number of Essays Scored by All Iowa Scoring Centers

From January 1, 1999 - December 31, 1999



Month	No.	Percent	Month	No.	Percent
January	2,680	8.48	July	2,191	6.93
February	2,256	7.14	August	1,684	5.33
March	3,411	10.79	September	2,668	8.44
April	3,271	10.35	October	2,746	8.69
May	2,996	9.48	November	2,014	6.37
June	3,416	10.81	December	2,278	7.21
			TOTAL	31,611	

Number of Essays Scored by Calendar Year for the Iowa Regional Essay Scoring Consortium 1988-1999

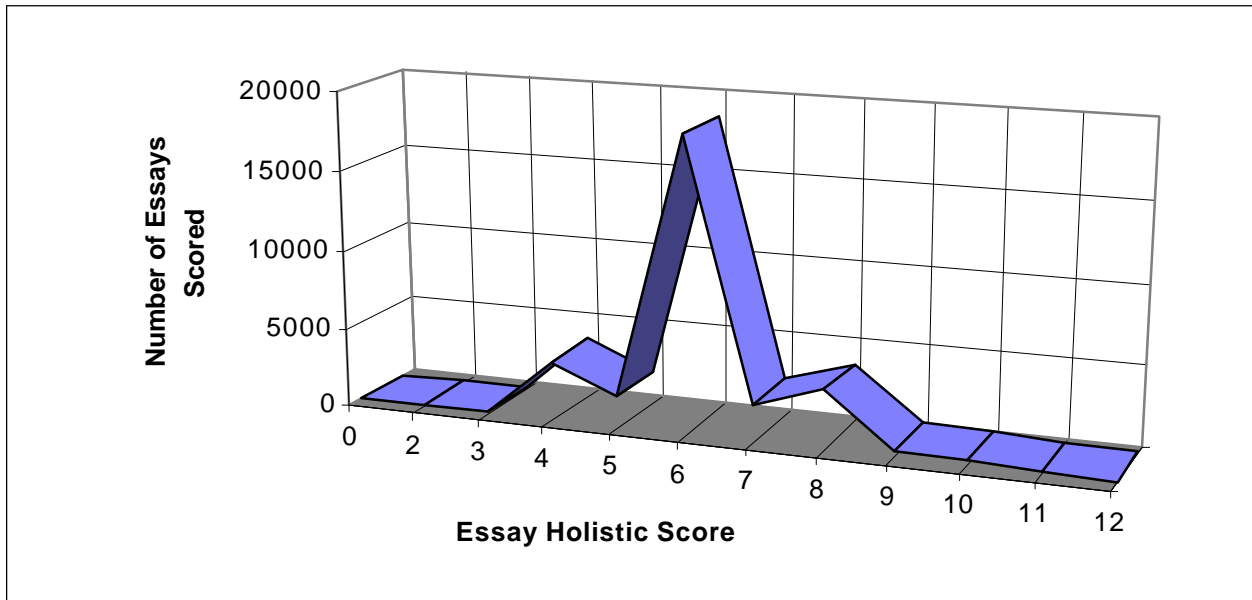


Calendar Year	Number Scored	Cumulative Number Scored
1988	18,123	18,123
1989	37,474	55,597
1990	44,137	99,734
1991	46,083	145,817
1992	48,301	194,118
1993	44,378	238,496
*1994	29,225	267,721
1995	29,627	297,348
1996	31,515	328,863
1997	31,472	360,335
1998	30,313	390,648
1999	31,611	422,259

*Reduced number due to withdrawal of Colorado and Minnesota from the Iowa essay scoring consortium.

Source: 1988-1999 Iowa Annual Regional Scoring Center Statistical Reports:
Iowa Department of Education

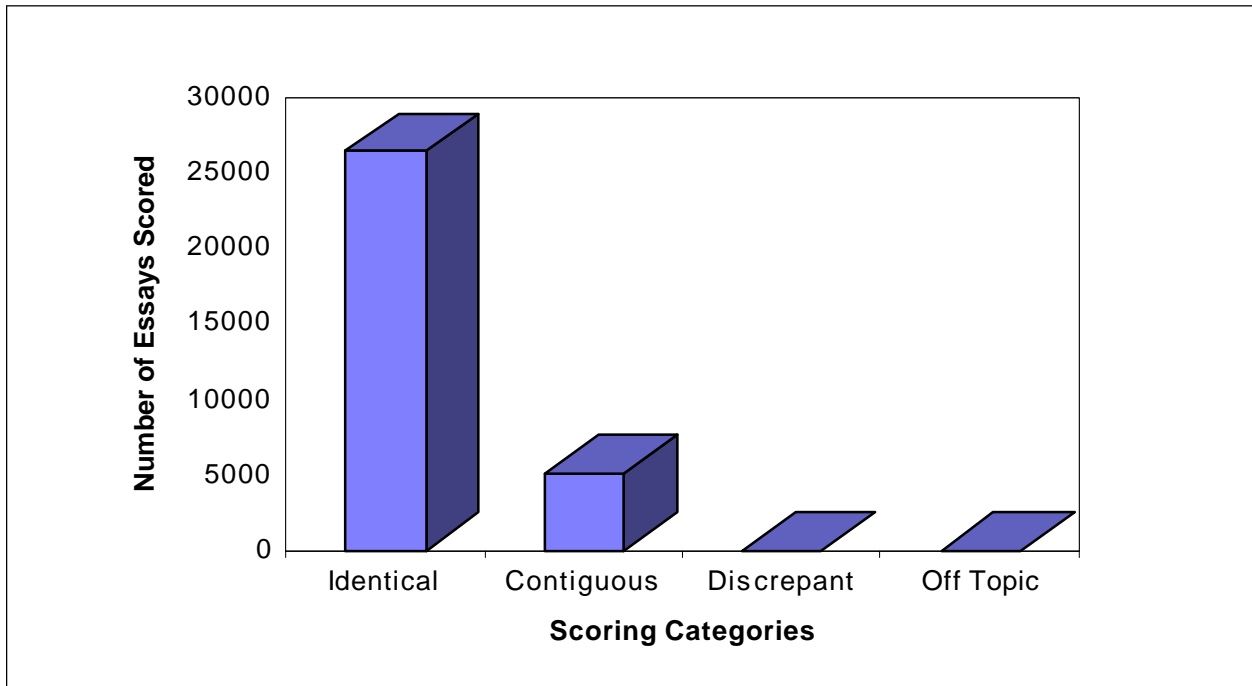
Frequency Distribution of Consortium Essay Holistic Scores for Calendar Year 1999



Essay Raw Score	Number	Percentage
0	30	.09
2	63	.20
3	81	.26
4	3,704	11.72
5	1,987	6.29
6	18,517	58.58
7	2,423	7.67
8	3,768	11.92
9	464	1.47
10	401	1.27
11	132	.42
12	41	.13
	<u>31,611</u>	<u>100.00</u>

Source: 1999 Iowa Annual Regional Scoring Center Statistical Report: Iowa Department of Education

Frequency Distribution for Types of Scoring Categories for Holistic Scores



99.69 percent received an identical or contiguous holistic score.

Scoring Category	N	Percent
Identical	26,414	83.56
Contiguous	5,099	16.13
Discrepant	23	.07
Off Topic Blank or Illegible Handwriting	75	.24
TOTAL	31,611	100.00